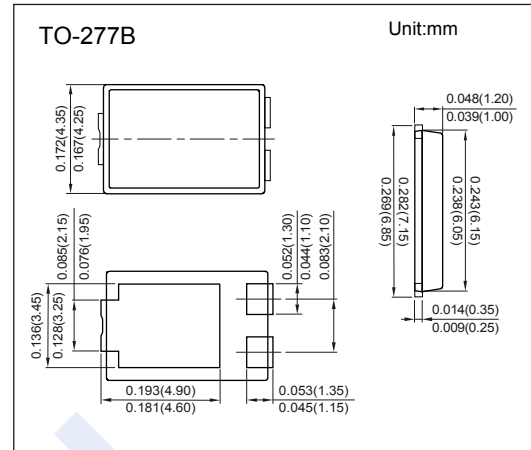


Schottky Diodes

SVM1550UB (KVM1550UB)

■ Features

- Ideal for automated placement
- Low forward voltage drop, low power losses
- High efficiency operation
- Low thermal resistance
- Ultra thin profile package for space constrained utilization
- Green molding compound as per IEC61249 Std. . (Halogen Free)



■ Absolute Maximum Ratings Ta = 25°C

Parameter	Symbol	Rating	Unit
Repetitive Peak Reverse Voltage	V _{RRM}	50	V
RMS Voltage	V _{RMS}	35	
DC Blocking Voltage	V _R	50	
Average Rectified Output Current	I _{FAV}	15	A
Surge Forward Current @ 8.3ms	I _{FSM}	275	
Thermal Resistance Junction to Ambient	R _{θJA}	110	°C/W
Thermal Resistance Junction to Case	R _{θJC}	6	
Junction Temperature	T _J	150	°C
Storage Temperature range	T _{stg}	-55 to 150	

■ Electrical Characteristics Ta = 25°C

Parameter	Symbol	Test Conditions	Min	Typ	Max	Unit	
Reverse breakdown voltage	V _R	I _R = 0.5mA	50			V	
Forward voltage	V _F	I _F = 1 A		0.28			
		I _F = 2 A		0.31			
		I _F = 15 A		0.44	0.49		
		I _F = 1 A , Ta = 125°C		0.18			
		I _F = 2 A , Ta = 125°C		0.21			
		I _F = 15 A , Ta = 125°C		0.4			
Reverse voltage leakage current	I _R	V _R = 40 V		65		uA	
		V _R = 40 V , Ta = 125°C		15		mA	
		V _R = 50 V			320		uA
		V _R = 50 V , Ta = 125°C		20		mA	

■ Marking

Marking	SVM1550UB
---------	-----------

Schottky Diodes

SVM1550UB (KVM1550UB)

■ Typical Characteristics

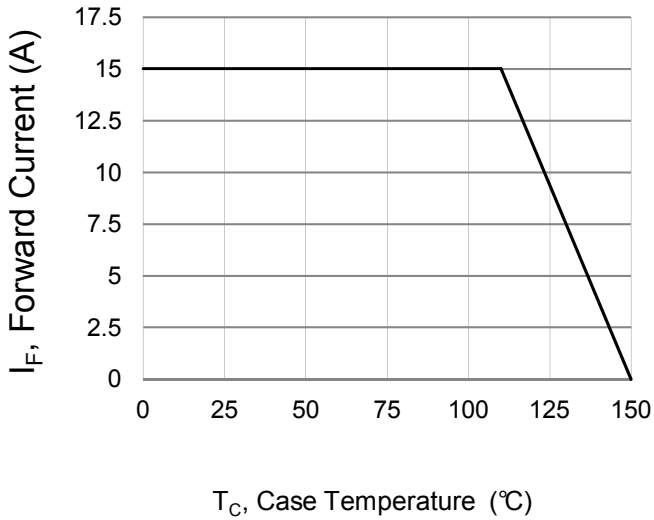


Fig.1 Forward Current Derating Curve

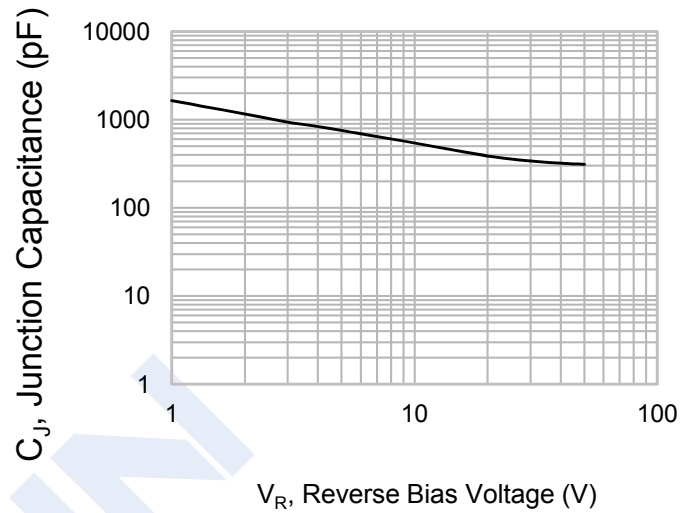


Fig.2 Typical Junction Capacitance

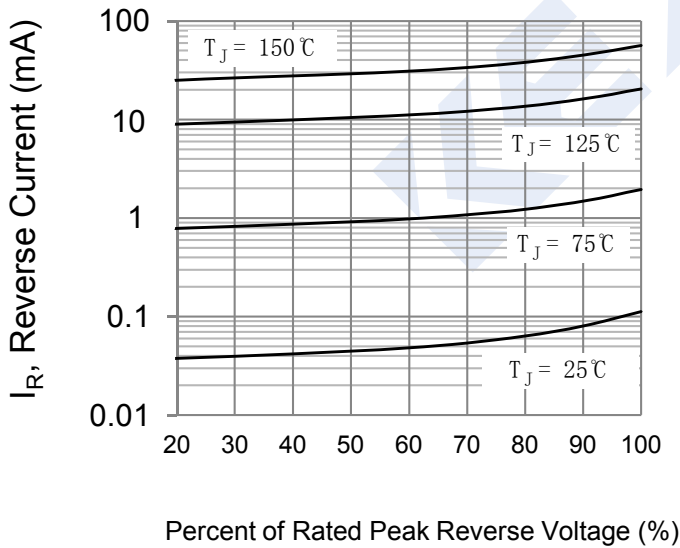


Fig.3 Typical Reverse Characteristics

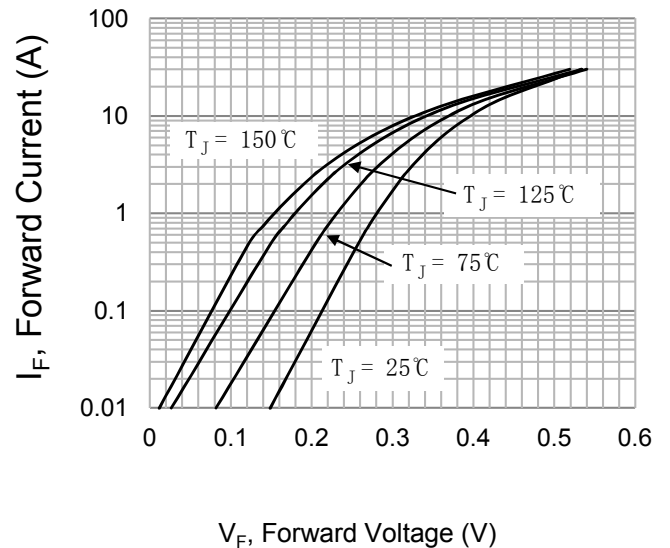


Fig.4 Typical Forward Characteristics